

















<p>• COLUNA DE ÁGUA FRIA</p> <p>TUBO DE VENTILADO</p> <p>REGIST. DE ESCRITO FLUVAL</p> <p>REGIST. DE ESCRITO COLADA</p> <p>REGIST. DE ÁGUA FRIA</p> <p>CAIXA SIFONADA C/ TUBO ABREVED. 40/100</p> <p>CAIX. DE INSPEÇÃO 40x100</p> <p>CAIXA DE REGIST. 40x100</p> <p>REGISTRO DE CORTA</p> <p>HOMOGENEIZADO</p> <p>CAIXA SIFONADA C/ TUBO ABREVED. 40/100</p> <p>BAL. DE VENTILADO</p> <p>REGISTRO DE PRESSION</p> <p>VALVULA DE RESERVA</p> <p>VALVULA DE RETENÇÃO</p>	<p></p> <p></p> <p></p> <p></p> <p></p> <p></p> <p></p> <p></p> <p></p> <p></p> <p></p> <p></p> <p></p> <p></p> <p></p> <p></p>
------------------------------------------------------------------------------------------------------------------------------------------------------------------------------------------------------------------------------------------------------------------------------------------------------------------------------------------------------------------------------------------------------------------------------------------------------------------------	-------------------------------------------------------------------------------------------------------------------------------------------------------------------------------------------------------------------------------------------------------------------------------------------------------------------------------------------------------------------------------------------------------------------------------------------------------------------------------------------------------------------------------------------------------------------------------------------------------------------------------------------------------------------------------------------------------------------------------------------------------------------------------------------------------------------------------------------------------------------------------------------------------------------------------------------------------------------------------------------------------------------------------------------------------------------------------------------------------------------------------------------------------------------------------------------------------------------------------------------------------------------------------------------------------------------------------------------------------------------------------------------------------------------------------------------------------------------------------------------------------------------------------------------------

ALTURAS DAS ESPERAS	
CHUVEIRO_____	2,10m
REG. DE PRESSÃO DO CHUVEIRO_____	1,10m
LAVATÓRIO_____	0,55m
CAIXA DE DESCARGA_____	1,40m
REGISTRO DE CADETEIA_____	1,80m
PIA, EXCURSO_____	0,70m

[illegible]